






MARKET TRENDS – Downtown St Aug



- Single Family Homes -

SOUTH SIDE (Lincolnville Area)




(Annual Closed Avg over past DECADE)

10 Years Ago (2013-14)	5 Years Ago (2018-19)	Year Before (2022-23)	Past Year (2023-24)
\$284k (16 sold)	 \$410k (17 sold)	 \$751k (32 sold)	 \$717k (37 sold)
152.5% INCREASE			

*Currently: 31 on Market at Avg of \$1.08m
7 Pending at Avg of \$1.20m*

NORTH SIDE

(Annual Closed Avg over past DECADE)

10 Years Ago (2013-14)	5 Years Ago (2018-19)	Year Before (2022-23)	Past Year (2023-24)
\$293k (16 sold)	 \$427k (25 sold)	 \$705k (22 sold)	 \$813k (24 sold)
177.5% INCREASE			

*statistics derived from realMLS®